

Welcome to Saint Mary's and the Cardinal community!

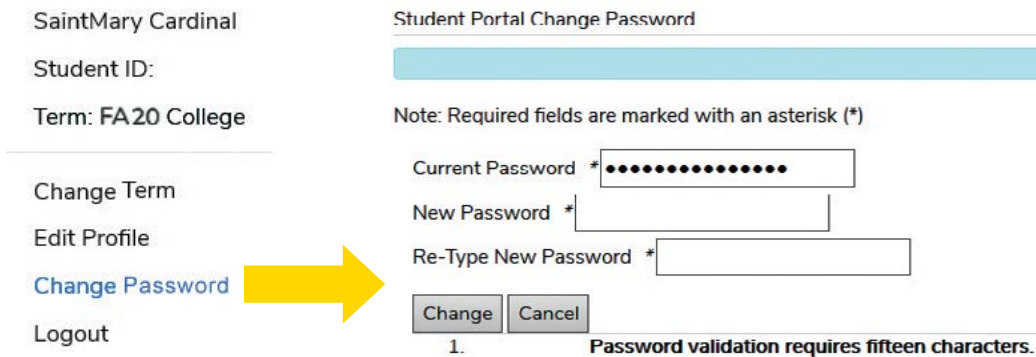
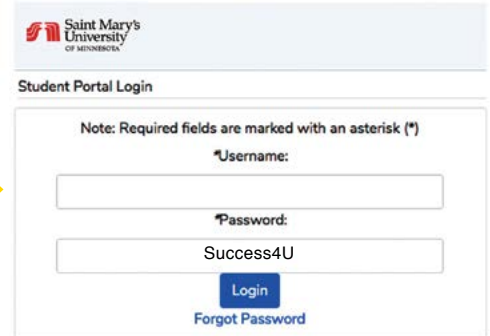
CREATE YOUR CARDINAL STUDENT PORTAL ACCOUNT

These instructions will help you claim your Saint Mary's student account. All future activities such as submitting your enrollment deposit, completing the housing application, and registering for Orientation are done through your student portal.

1. Access the Saint Mary's student portal at: **student.smumn.edu**.

2. Enter your **Username** and **Password**.
(This information is listed in your acceptance email and on your acceptance letter.)

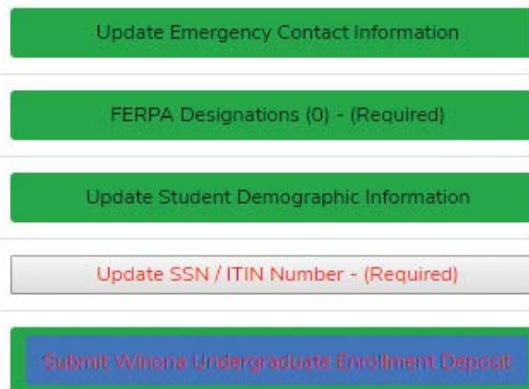
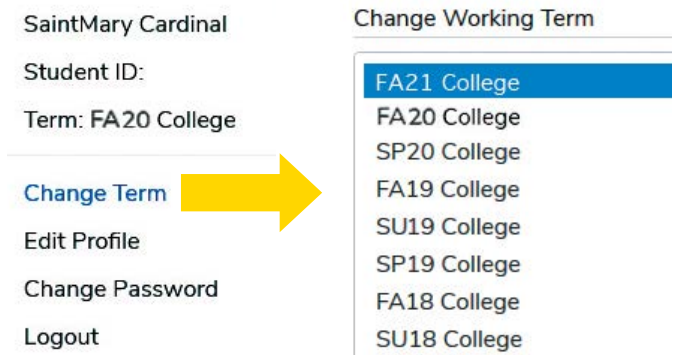
3. Click "Change Password."
Write your new password here: _____.



You should receive a "Password Change Successful" message. Please note: it may take a few minutes to process to all systems.

4. Log back into the portal.

5. On the right side of the page, click "Change Term." (select FA21 in the list)



6. On the left side of the page, click "Update SSN/ITIN Number." (Required)

7. On the left side of the page, click "Submit Winona Undergraduate Enrollment Deposit."

Follow the instructions given on the Saint Mary's - Smart Pay/CashNet webpages.