

**First Destinations for the Schools of Graduate and Professional Programs  
Class of 2024:  
Findings and Analysis  
Saint Mary's University of Minnesota  
March 2026**

The First Destination Report for the Class of 2024 (graduating July 1, 2023, through June 30, 2024) is compiled and published annually by Career Services. This report includes information collected from the Schools of Graduate and Professional Programs (SGPP) students' post-graduation from Saint Mary's University of Minnesota. The data was obtained from the graduates through an online survey as part of their graduation.

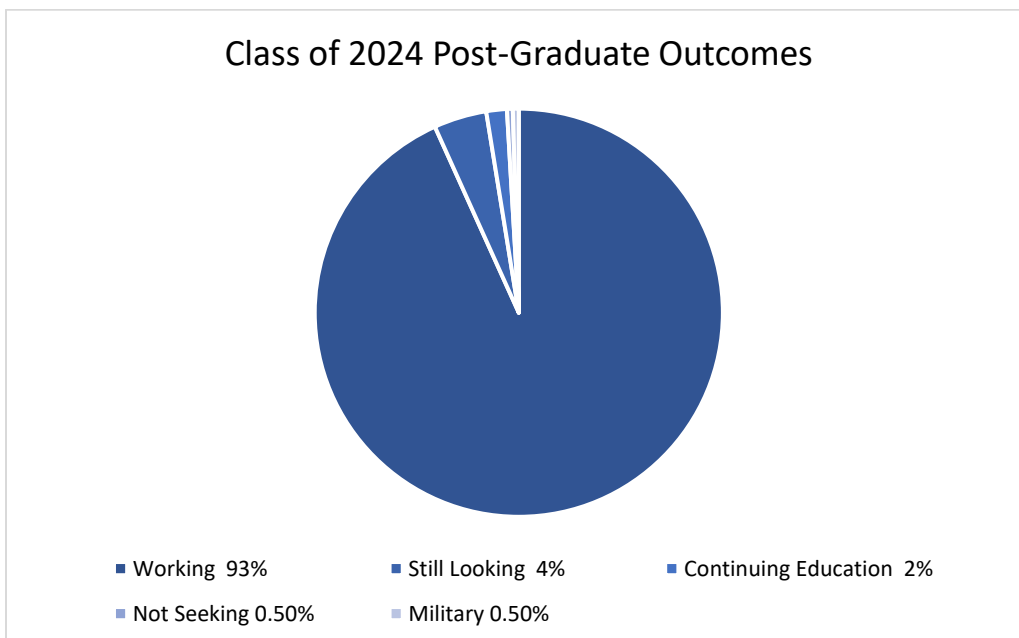
This report looks at 854 graduates who received their degrees. Students were surveyed up to six months from their graduation date, with a 48% response rate. Additional information was then collected via LinkedIn and other sources, bringing the total knowledge rate up to 50%, a total of 430 known graduate outcomes.

**Knowledge Rates by School**

- School of Advancing Studies 52%
- School of Business and Technology 51%
- School of Education 49%
- School of Health and Human Services 51%

**Graduate Outcomes**

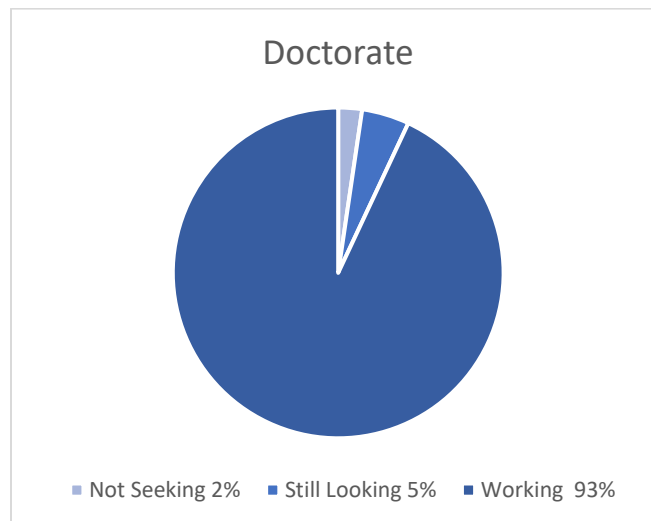
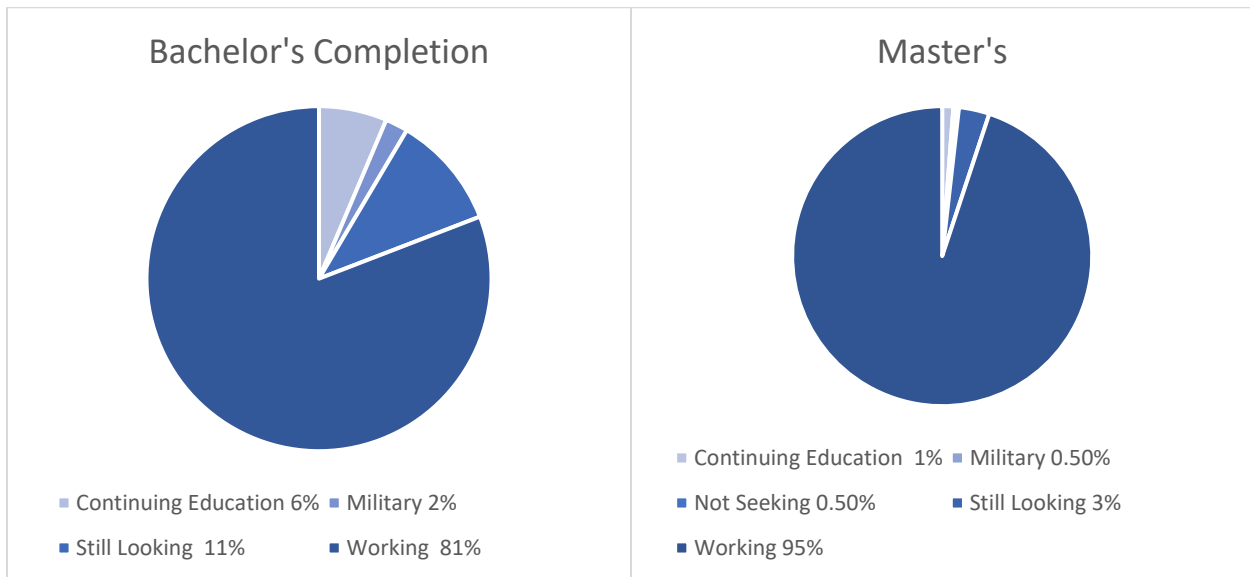
Of the 430 respondents with known outcomes, 401 (93%) are working, 7 (2%) are continuing education, and two (0.50%) are serving in the military. Eighteen graduates (4%) were still looking for opportunities at the time they completed the survey. Two (0.50%) reported they were not seeking.



## Graduate Outcomes by Degree Level

Of the 430 respondents, 47 earned bachelor's degrees, 334 earned master's degrees, and 43 earned doctoral degrees. The remaining 6 (1%) respondents earned certificates (3), advanced certificates (2) and a technical diploma (1).

Degree Level	Working	Continuing Education	Military	Volunteering	Not Seeking	Still Looking	Total
Bachelor's	38	3	1	0	0	5	47
Master's	317	4	1	0	1	11	334
Doctorate	40	0	0	0	1	2	43
Advanced Certificate	2	0	0	0	0	0	2
Certificate	3	0	0	0	0	0	3
Technical Diploma	1	0	0	0	0	0	1



## Salary and Employers

The average annual salary of the 237 graduates who responded is \$85,126. The average annual full-time salary for Bachelor's Completion graduates (24) is \$71,837. The average full-time salary for Advanced Certificate graduates (4) is \$72,750. The average full-time salary for Master's graduates (189) is \$83,035, and for Doctoral graduates (20) is \$123,301.

The top employers of the Class of 2024 represent many leading international, national, and regional organizations, including, but not limited to: Allina Health; Anoka-Hennepin School District; Big Lake Schools; Boston Scientific; Canvas Health; CARE Counseling; Cedar Hill Therapy; Children's Minnesota; Chisago Lakes Schools ISD 2144; Dakota County; District 196; Evernorth; Fairview Health Services; Farmington Area Public Schools; Hennepin County; Lakeville Area School District; Loyola Catholic School; Mayo Clinic; Minnesota Department of Health; Natalis Outcomes; Ramsey County; Regions Hospital; Risepoint; Robbinsdale Area Schools; Rochester Public Schools; Sagent Behavioral Health; Saint Paul Public Schools; Self-employed; State of Minnesota; U.S. Department of Veteran Affairs; UCare; and Washburn Center for Children.

## Primary Career Goal at Time of Enrollment

282 (66%) of the 430 graduates responded what their primary career goal was at the time they began at Saint Mary's:

What was your primary career goal?	Total	%
Advancing my career	110	39%
Obtaining my first job in my desired field	57	20%
Advancing my career in the same industry or job function	56	20%
Changing to a new industry or job function	28	10%
Moving into a leadership role	19	7%
Starting my own business	9	3%
Other (Advancing education, financial independence, personal goal, job requirements, etc.)	3	1%
Total	282	100%

## Achieving Career Goals

Of the 281 respondents:

- 73% (204) reported meeting the career goals they had when they enrolled at Saint Mary's.
- 78% (219) reported their Saint Mary's education was very helpful to extremely helpful in achieving their career goals.
- 88% (247) were likely or extremely likely to recommend Saint Mary's and their program to others.
- 45% (126) were likely or extremely likely to consider completing additional degrees or certificate programs at Saint Mary's University. Among those open to returning, master's graduates showed the strongest interest, accounting for 97 of the 126 respondents, with bachelor's (20), doctoral (5), and graduate certificate (4) graduates making up the remainder.

## Status at Beginning of Education

At the time SGPP students began their education at Saint Mary's they reported the following status.

What was your status when you began your program?	# of Responses	%
Employed full-time (30+ hours/week)	224	68%
Full-time student	38	12%
Employed part-time	31	9%
Volunteering	7	2%
Self-employed/Employed as an entrepreneur	6	2%
Applying to graduate or professional programs	6	2%
Freelance/gig/contract work	5	2%
Actively seeking employment	4	1%
Military	3	1%
Other (not seeking, stay at home parent, internship, couldn't work while in program)	4	1%
<b>Total</b>	<b>328</b>	<b>100%</b>

\*More than one answer was routinely selected by graduates; percentage is based on overall number of responses, 328, and not on the total number of students who responded, 286.

## Career Change

Of the 285 graduates who responded, 48% (136) experienced a job or career change while enrolled at Saint Mary's.

How did your job or career change?	Total	%
Move to new organization	80	59%
New job function within organization	18	13%
No longer employed	16	12%
Internal promotion	15	11%
No response	4	3%
Started own business	3	2%
<b>Total Responses</b>	<b>136</b>	<b>100%</b>

87 (66%) of the 132 who responded reported that their salary increased as a result of the job change.